



SUNPOWER TECHNOLOGY CORP.
 16F-1, No.150, Jian Yi Rd., Chung Ho City, Taipei Hsien, Taiwan, R.O.C.
 TEL: 886-2-8226-3100 FAX: 886-2-8226-3111
 http://www.sunpower.com.tw
 E-mail: sunpower@sunpower.com.tw

SDS-075L-xx Series

75W, Single Output
 12V / 24V DC INPUT



129 x 95 x 38 mm
 5.08 x 3.74 x 1.50 inch



Features:

- * DC Input 9.5 ~ 36 V
- * Input protection: 12A/250V fuses
- * Inrush current limitation soft start function
- * Input & output isolation
- * Input polarity reverse protection
- * Over voltage, over load & short circuit protection
- * Output voltage $\pm 10\%$ adjustment
- * 100% full load burn-in test
- * Meet LVD standard
- * 2 years warranty

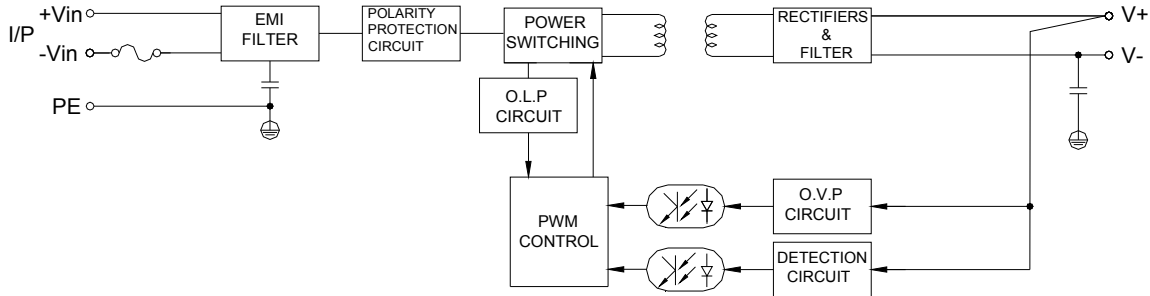
Specification:

INPUT	Voltage	9.5 ~ 36V DC			
	Current	<8.5A@12 V DC input full load condition			
OUTPUT	Voltage	5V	12V	24V	48V
	Min Load	0A	0A	0A	0A
	Max Load	12A	6A	3.2A	1.6A
	Output Tolerance ②	$\pm 2\%$	$\pm 1\%$	$\pm 1\%$	$\pm 1\%$
	Ripple Noise MAX. ③	70mV	120mV	150mV	240mV
	Efficiency (TYP)	75%	80%	82%	84%
	Output MAX.	60W	72W	77W	77W
PROTECTION	Over Voltage	5.8~7.0V	13.8~16.8V	27.6~33.6V	55.2~67.2V
		Shutdown and latch off, recover after re-start up.			
	Over Load & Short Circuit	When power supply over 105%~ 150% max load or short circuit acted, power supply will be shutdown and recover automatically after the fault is removed.			
ELEC. CHAR.	Rise time	<20mS			
ENVIRONMENT	Temperature ④	Operating: -20 ~ +70°C ; De-rating: 45 ~ 70°C : 2.5%/°C ; Storage: -40 ~ +85°C			
	Humidity	Operating: 20% ~ 90% RH (non condensing); Storage: 10% ~ 95% RH (non condensing)			
SAFETY	Withstand voltage	I/P-O/P:2.0KVAC, I/P-PE:1.5KVAC, O/P-PE:0.5KVAC, 1minute			
	Isolation resistance	I/P-O/P, I/P-PE, O/P-PE > 100MΩ/500VDC at 25°C / 70% RH			
EMC	EMI	EN 55022 CLASS B、FCC CFR 47 PART 15 CLASS B、CNS 13438 CLASS B.			
	EMS	EN 55024 : EN 61000-4-2,3,4,5,6,8 ; ENV 50204			
OTHERS	Cooling	Natural cooling			
	M.T.B.F.	340 K hours			
	Dimension	129 x 95 x 38 mm (L*W*H)			
	Packing	N.W.: 0.58 Kg / 1pc; 30pcs/ 1.2 CUFT / 1 CTN			

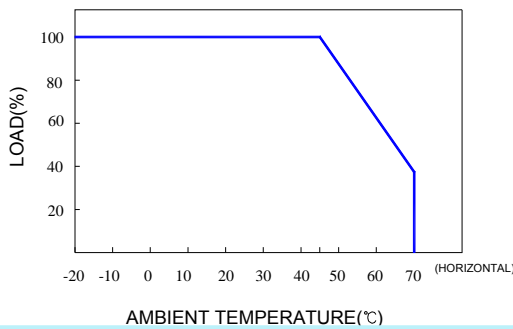
NOTE	① All measurements which not mentioned are based on 24VDC input, output Max at ambient 25°C / 70%RH
	② Output tolerance included set up voltage, line regulation and load regulation.
	③ Ripple & noise are measured at 12~36VDC input with 0~50°C condition and 20MHz of bandwidth by using a 10" ~ 15" twisted pair-wire terminated with a 0.1uF & a 47uF parallel capacitor.
	④ The operating temperature shall follow the de-rating curve in spec
	⑤ The power supply is considered a component of end-equipment. The end-equipment must be re-confirmed whether comply with EMC directives.

SDS-075L-xx Series

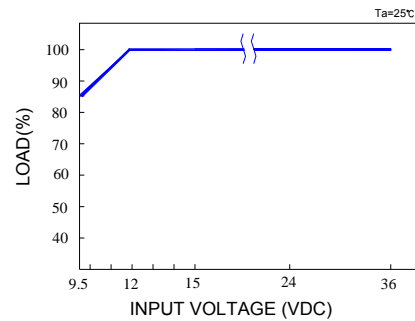
Block Diagram : DS2



De-rating Curve :

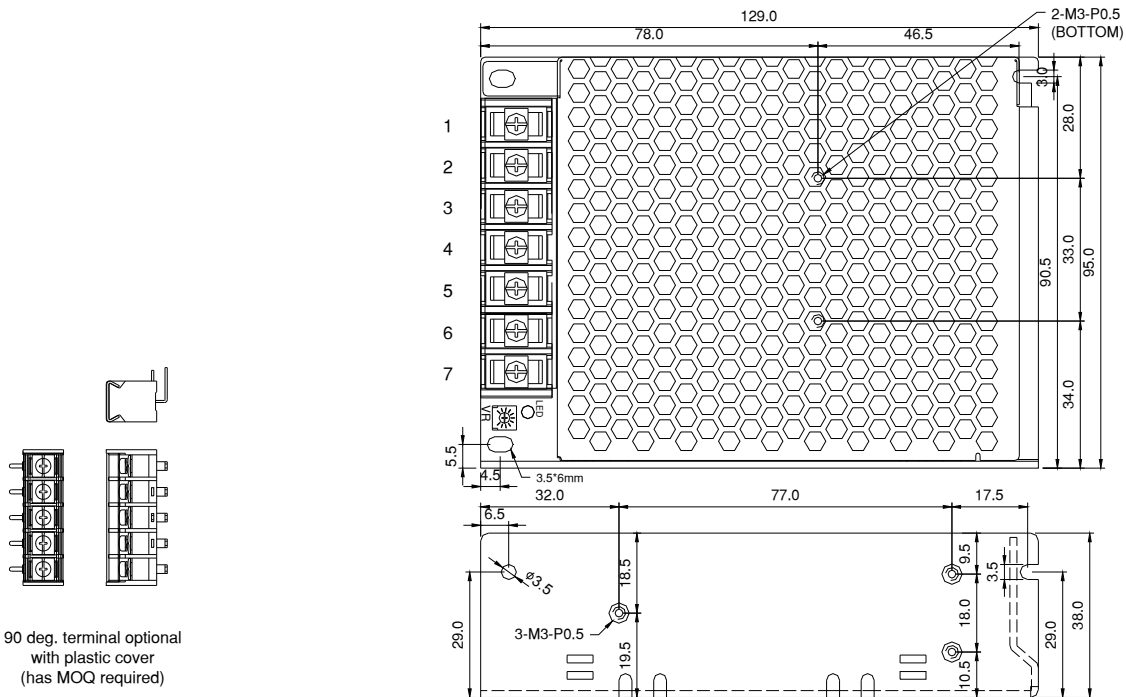


Output De-rating Vs Input Voltage :



Dimension:

(Unit: mm)



NOTES:

MODEL No.	1	2	3	4	5	6	7
SDS-075L-xx	+Vin	-Vin	PE	-V	-V	+V	+V



SUNPOWER TECHNOLOGY CORP.
 16F-1, No.150, Jian Yi Rd., Chung Ho City, Taipei Hsien, Taiwan, R.O.C.
 TEL: 886-2-8226-3100 FAX: 886-2-8226-3111
 http://www.sunpower.com.tw
 E-mail: sunpower@sunpower.com.tw

SDS-075M-xx Series

75W, Single Output
24V / 48V DC INPUT



129 x 95 x 38 mm
 5.08 x 3.74 x 1.50 inch



Features:

- * DC Input 19V ~ 72V
- * Input protection: 6.3A/250V fuses
- * Inrush current limitation soft start function
- * Input & output isolation
- * Input polarity reverse protection
- * Over voltage, over load & short circuit protection
- * Output voltage $\pm 10\%$ adjustment
- * 100% full load burn-in test
- * Meet LVD standard
- * 2 years warranty

Specification:

INPUT	Voltage	19V ~ 72V DC			
	Current	<4.2 A@24 V DC input full load condition			
OUTPUT	Voltage	5V	12V	24V	48V
	Min Load	0A	0A	0A	0A
	Max Load	12A	6A	3.2A	1.6A
	Output Tolerance ②	$\pm 2\%$	$\pm 1\%$	$\pm 1\%$	$\pm 1\%$
	Ripple Noise MAX. ③	70mV	120mV	150mV	240mV
	Efficiency (TYP)	78%	83%	85%	87%
	Output MAX.	60W	72W	77W	77W
PROTECTION	Over Voltage	5.8~7.0V	13.8~16.8V	27.6~33.6V	55.2~67.2V
		Shutdown and latch off, recover after re-start up.			
	Over Load & Short Circuit	When power supply over 105%~ 150% max load or short circuit acted, power supply will be shutdown and recover automatically after the fault is removed.			
ELEC. CHAR.	Rise time	<20mS			
ENVIRONMENT	Temperature ④	Operating: -20 ~ +70°C ; De-rating: 45 ~ 70°C : 2.5%/°C ; Storage: -40 ~ +85°C			
	Humidity	Operating: 20% ~ 90% RH (non condensing); Storage: 10% ~ 95% RH (non condensing)			
SAFETY	Withstand voltage	I/P-O/P:2.0KVAC, I/P-PE:1.5KVAC, O/P-PE:0.5KVAC, 1minute			
	Isolation resistance	I/P-O/P, I/P-PE, O/P-PE > 100MΩ/500VDC at 25°C / 70% RH			
EMC	EMI	EN 55022 CLASS B、FCC CFR 47 PART 15 CLASS B、CNS 13438 CLASS B.			
	EMS	EN 55024 : EN 61000-4-2,3,4,5,6,8 ; ENV 50204			
OTHERS	Cooling	Natural cooling			
	M.T.B.F.	340 K hours			
	Dimension	129 x 95 x 38 mm (L*W*H)			
	Packing	N.W.: 0.58 Kg / 1pc; 30pcs/ 1.2 CUFT / 1 CTN			

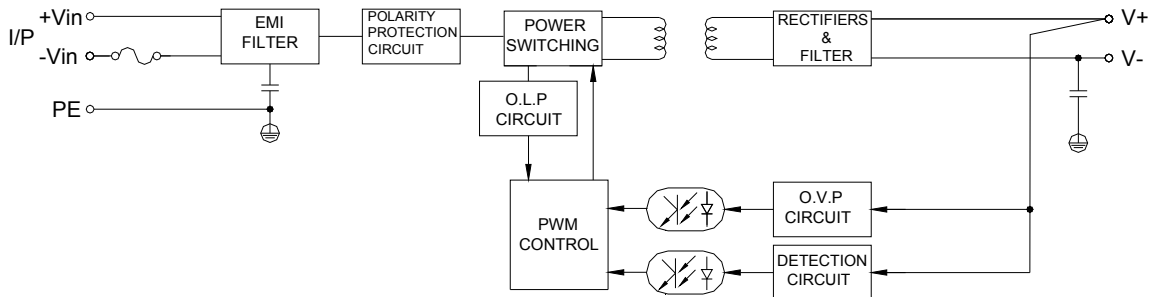
NOTE	① All measurements which not mentioned are based on 48VDC input, output Max at ambient 25°C / 70%RH
	② Output tolerance included set up voltage, line regulation and load regulation.
	③ Ripple & noise are measured at 21~72VDC input with 0~50°C condition and 20MHz of bandwidth by using a 10" ~ 15" twisted pair-wire terminated with a 0.1uF & a 47uF parallel capacitor.
	④ The operating temperature shall follow the de-rating curve in spec
	⑤ The power supply is considered a component of end-equipment. The end-equipment must be re-confirmed whether comply with EMC directives.



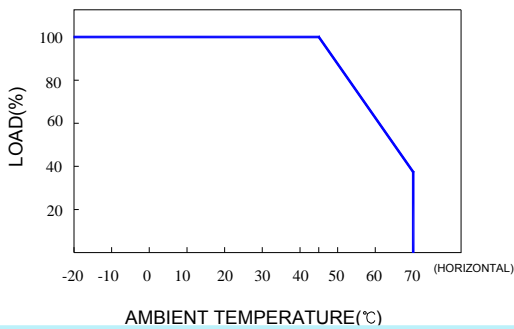
SUNPOWER TECHNOLOGY CORP.
 16F-1, No.150, Jian Yi Rd., Chung Ho City, Taipei Hsien, Taiwan, R.O.C.
 TEL: 886-2-8226-3100 FAX: 886-2-8226-3111
 http://www.sunpower.com.tw
 E-mail: sunpower@sunpower.com.tw

SDS-075M-xx Series

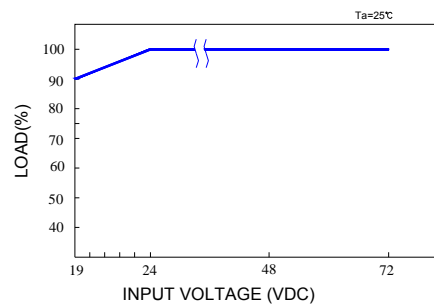
Block Diagram : DS2



De-rating Curve :

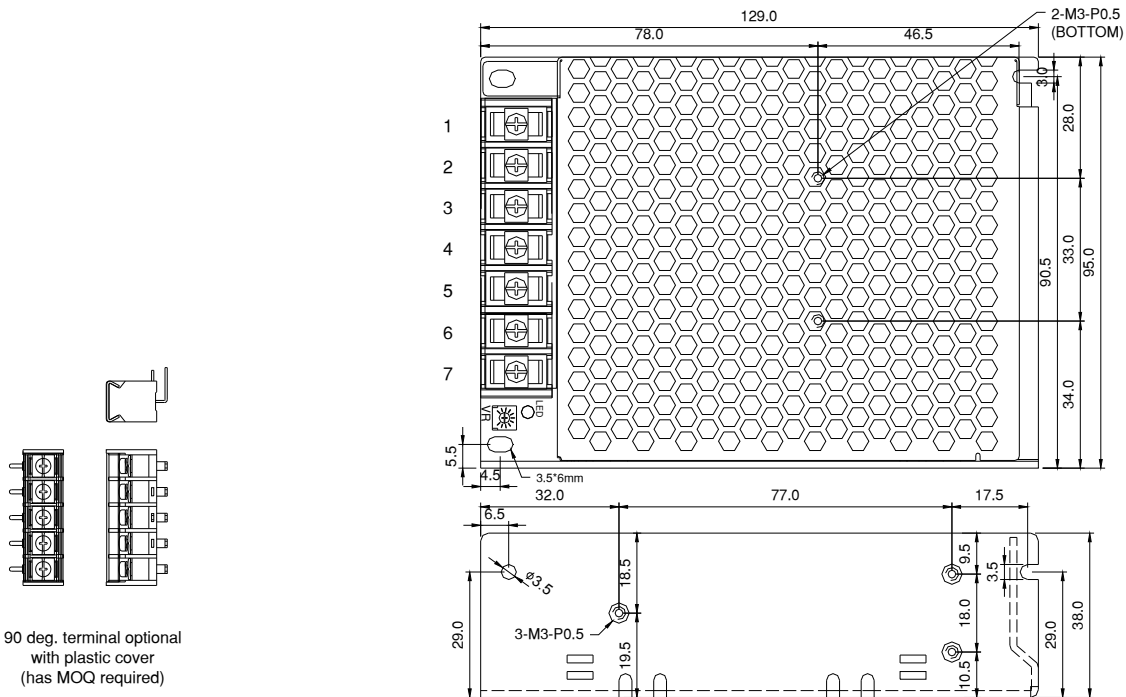


Output De-rating Vs Input Voltage :



Dimension:

(Unit: mm)



NOTES:

MODEL No.	1	2	3	4	5	6	7
SDS-075M-xx	+Vin	-Vin	PE	-V	-V	+V	+V